

# Landscape services



Turley

# Landscape services

We provide a landscape-led approach to development planning and design.

Our teams work holistically to provide analysis and design work which successfully integrate proposals within their setting. These teams also work closely with other services including Planning, Heritage & Townscape and EIA to provide clients with an integrated multi-disciplinary approach to projects. This can save both time and costs, and helps deliver high quality places with landscapes which are truly multi-functional.



## Landscape planning and LVIA

**We are leaders in the field of landscape and visual impact assessment**

Our early landscape analysis means development is located in the right part(s) of a site, responds appropriately to local character and context, and provides a landscape-led approach to development. We provide rigorous analysis and assessment (in accordance with GLVIA3), alongside objective and sound commercial advice and creative solutions for managing change in the landscape.

## Landscape design

**Our landscape designs provide appropriate and sensitive frameworks for development**

Our landscape designers are part of our established design team. We create designs which are informed by the local character context, identifying site-specific landscape design objectives and principles, and developing creative design solutions. We work in all types of landscapes, both rural and urban; and at all scales, from high level landscape mitigation strategies to detailed layouts and planting designs.

## Landscape planning and LVIA

### Our products and services:

- Landscape research and analysis
- Landscape capacity and sensitivity studies
- Expert witness at landscape appeals and inquiries
- Opportunities and constraints mapping
- Landscape feasibility studies
- Green Belt openness assessments
- Analysis of views and visual amenity
- Landscape/townscape and visual impact assessments (LVIA/TVIA)
- Zone of Theoretical Visibility (ZTV) mapping and commissioning of verified views

## Landscape design

### Our products and services:

- Landscape-led masterplanning
- Landscape strategies and visions
- Landscape mitigation works
- Landscape statements
- Planting strategies
- Detailed planting design for reserved/full applications
- Materials, furniture and lighting strategies

## Well House, Shawford

A replacement home of contemporary design adjacent to the South Downs National Park

We were appointed to provide landscape and visual advice to support the demolition of an existing home, and the replacement with a home of contemporary design. Landscape advice was provided to support the design process and planning application, and a Landscape and Visual Impact Assessment was prepared which demonstrated that the proposals would not adversely affect the character of the nearby South Downs National Park, or views experienced within it.

### CLIENT

Private client

### LPA

Winchester District Council

### STATUS

Planning approved

### SERVICES

Landscape planning



## Newburn Sidings, Swindon

A mixed-use development at the gateway to Swindon town centre

Our work included a Townscape and Visual Impact Appraisal to assess the effect of the proposed development on the townscape and visual receptors of the site and its surroundings. We also provided Landscape design services for the proposals, and a Landscape Strategy which set out various landscape mitigation and enhancement measures. Our Strategic Planting Proposal looked to offset habitat loss through the re-creation of new habitats in soft landscaped areas, alongside establishing a robust planted framework to the public open spaces and street scape.

### CLIENT

One Swindon Ltd

### LPA

Swindon Council

### STATUS

Submitted

### SERVICES

Design, Heritage, Townscape and Landscape, Planning, Strategic Communications, Development Viability, Sustainability





## Perfume Factory, London

An inviting and vibrant public space for the neighbourhood of Acton

Public realm design proposals for a new destination for North Acton, providing high quality homes, entertainment and recreation set within a welcoming and vibrant street scene. The public realm design is centred on the site's former use as the Elizabeth Arden perfume factory which has inspired and been woven into our work. The public realm enhancements undertaken by our Design team considered the courtyard, the public space around the perimeter of the buildings, the frontage onto Wales Farm Road and a number of roof terraces. Planting, material, lighting and street furniture pallets were established for the scheme. The site was sold by Essential Living to Telford Homes in summer 2021.

### CLIENT

Essential Living

### LPA

London Borough of Earling

### STATUS

Awaiting legal agreement

### SERVICES

Design





## Alfold, Surrey

A high quality and locally responsive development on the edge of Alfold Crossways

The residential development, comprising up to 80 homes, will establish a new eastern edge to the village of Alfold Crossways which integrates with the surrounding landscape and built form. Appropriate areas for development and open space were identified which ensured the character of the surrounding countryside, and views from surrounding public rights of way, were protected. We supported the outline planning application with a Landscape and Visual Impact Appraisal and Landscape Strategy with supporting landscape character areas, alongside landscape design services for the site.

### CLIENT

Catesby Estates Plc

### LPA

Waverly Borough Council

### STATUS

Application approved

### SERVICES

Design, Landscape, Planning, Sustainability, Economics

## Oakley Hall, Deane

Landscape and visual advice for a residential scheme adjacent to a listed hotel and parkland

Our Landscape team was appointed to provide landscape advice to support the outline application for 33 homes, with associated landscaping and open space, on a greenfield site in Hampshire. The site is located adjacent to the grade II listed Oakley Hall Hotel and its associated locally listed parkland. Careful consideration of the landscape context was required to develop a scheme that would be appropriate to the site's rural location. Our scope of work included preparation of a Landscape and Visual Impact Appraisal and landscape strategy for the site.

### CLIENT

Cove Construction Limited

### LPA

Basingstoke and Deane Borough Council

### STATUS

Application submitted

### SERVICES

Heritage, Townscape and Landscape, Planning, Economics



# Aston University, Birmingham

## An aspirational vision for the future of the campus

We helped Aston University to create a vision for the campus to complement the spatial development of the Knowledge Quarter, the city and the wider region. The landscape and public realm led masterplan provided creative and innovative ideas to unlock the potential of the campus and established a development framework, within which the next campus building will be delivered. The masterplan responds to the evolving context adjacent to the campus, and clearly illustrates the campus' critical role in the success of the city, alongside facilitating and improving connectivity through and to the wider city.

### CLIENT

Aston University

### LPA

Birmingham City Council

### STATUS

Ongoing

### SERVICES

Design, Planning, Heritage & Townscape, Economics



## Land east of Junction 1, M69, Hinckley

### Major development on greenfield site

As part of a multi-disciplinary team we provided landscape and visual advice to support a major hybrid planning application for a c.50 ha employment park on the edge of Hinckley, within an unallocated greenfield site. Our role included the production of a Landscape and Visual Impact Assessment for the Environmental Statement, co-ordination of the production of verified views, provision of advice of landscape strategy and liaison with the landscape officer throughout the application process. Planning permission was granted in early 2019 and the development is now complete.

#### CLIENT

IM Properties

#### LPA

Hinckley and Bosworth Borough Council

#### STATUS

Complete

#### SERVICES

Heritage, Townscape and Landscape, Planning, Economics, Sustainability



Image courtesy of Troopers Hill

## Mercury Marina, Hamble

### Landscape appraisal to support representations to the Local Plan

We produced a baseline Landscape and Visual Appraisal to support a representation to the emerging Local Plan in relation to an allocation at Mercury Marina for residential and leisure development. The appraisal identified the existing landscape and visual context of the site, alongside providing a summary of the capacity of the site to accommodate development in landscape and visual terms. The appraisal also identified a series of design principles to help reduce the 'impact of change' on the appraisal site, and the surrounding landscape, from any emerging allocation and related proposed development.

#### CLIENT

MDL Developments

#### LPA

Eastleigh Borough Council

#### STATUS

Representations submitted

#### SERVICES

Heritage, Townscape and Landscape, Design, Planning, Development Viability





# Pantiles Garden Centre, Runnymede

High quality extension to Surrey village  
and exemplar for future Green Belt proposals

We prepared a Landscape and Visual Impact Appraisal and Green Belt Openness Assessment to support the application for the redevelopment of this brownfield site in the Surrey Green Belt. The landscape-led proposals will provide 60 new homes (50% affordable) whilst incorporating significant landscape and visual enhancements, and improvements to biodiversity which were considered to outweigh the slight harm to Green Belt openness. The scheme won a Housing Design Awards 'Project Award' in 2020.

## CLIENT

Goldcrest Land PLC

## LPA

Runnymede Borough Council

## STATUS

Planning approved

## SERVICES

Landscape planning





## Mahatma Gandhi Statue, Manchester

### Be the change that you want to see in the world

Working with Shrimad Rajchandra Mission Dharampur to provide Manchester with a statue of Mahatma Gandhi to celebrate the 150th anniversary of his birth, on 2 October 2019, in recognition of his work promoting peace. The 800kg bronze statue is 150 % life size with an integral low plinth to enable close access, and a free-standing bronze information plaque. It is set within the Manchester Cathedral Conservation Area. We were tasked with the production of a Planning, Design and Access Statement and Heritage Statement, alongside visuals and drawings.

#### CLIENT

Shrimad Rajchandra  
Mission Dharampur

#### LPA

Manchester City Council

#### STATUS

Built

#### SERVICES

Design, Planning,  
Heritage & Townscape

## Wall of Prayer, Warwickshire

National landmark and piece of public art set within Green Belt land near Birmingham

Standing at 50m high, this outstanding piece of public art, and national monument, will become a prominent feature on the Midlands landscape and will provide a unique destination where members of the public will be invited to explore faith and prayer, and to enjoy its extensive open parkland. We prepared a Landscape and Visual Impact Appraisal to accompany the planning application which considered the impact of the unique development on local landscape character, and on views experienced from nearby public rights of way and motorway.

#### CLIENT

The Wall (Developments) Ltd

#### LPA


North Warwickshire  
Borough Council

#### STATUS

Planning approved

#### SERVICES

Landscape, Planning, EIA, Economics,  
Strategic Communications, Sustainability



## Thirsk and Sowerby Leisure Centre, Thirsk

### Extension to leisure centre on the settlement edge of Thirsk

Our Landscape team was appointed alongside our Heritage & Townscape and Planning services to support the detailed planning application for the extension, alteration and refurbishment of the Thirsk and Sowerby Leisure Centre. The site is located within the Thirsk and Sowerby Conservation Area and adjacent to Sowerby Flats public open space. We prepared a Landscape and Visual Impact Appraisal to accompany the planning application. Planning permission was granted in 2020.

#### CLIENT

ISG Construction Ltd

#### LPA

Hambleton District Council

#### STATUS

Planning approved

#### SERVICES

Planning, Heritage, Townscape and Landscape,



## The Paterson Redevelopment Project, The Christie, Manchester

### Working with The Christie NHS Foundation Trust to create a world-class cancer research building

As part of a multi-disciplinary team we provided townscape and visual advice to support an application for a world-class, multi-million pound proposal at The Christie's Withington campus, which will transform the ability to prevent, diagnose and treat cancer by enabling clinicians and scientists to work side-by-side in one building. We prepared the Townscape and Visual Impact Assessment Chapter of the Environmental Statement, considering the impact of the 10-storey building on local character and views. The sensitivity of the site with regard to its residential context and nearby heritage assets was robustly addressed as part of our assessment. The scheme was granted planning permission in September 2019.

#### CLIENT

The Christie NHS Foundation Trust / Interserve

#### LPA

Manchester City Council

#### STATUS

Planning approved

#### SERVICES

Planning, Strategic Communications, Design, Heritage & Townscape, Sustainability, Economics



Image courtesy of BDP (Architects, Landscape Architects, Acousticians and Architectural Lighting designers)



## Elton Parkland, Bury

Masterplan and development framework for a new community and extensive public parkland

Elton Parkland presents a major opportunity to create a new parkland between Radcliffe and Bury. It will establish an extensive multi-functional green and blue infrastructure network of substantial quality and lasting benefit. The parkland will draw on the heritage, landscape and natural assets of the local area to create open and accessible greenspaces for all to enjoy.

We produced a masterplan and development framework document which set out a clear vision for the site, a residential-led development linked with access to high quality open recreational space, parkland and public transport nodes. The masterplan proposal is based on current thinking around green infrastructure and its socio-economic benefits. It has been developed from an in-depth understanding of the landscape, responding to the site's unique assets.

### CLIENT

Peel Land & Property

### LPA

Bury Council

### STATUS

Ongoing

### SERVICES

Planning, Design, Economics, Development Viability



# About Turley

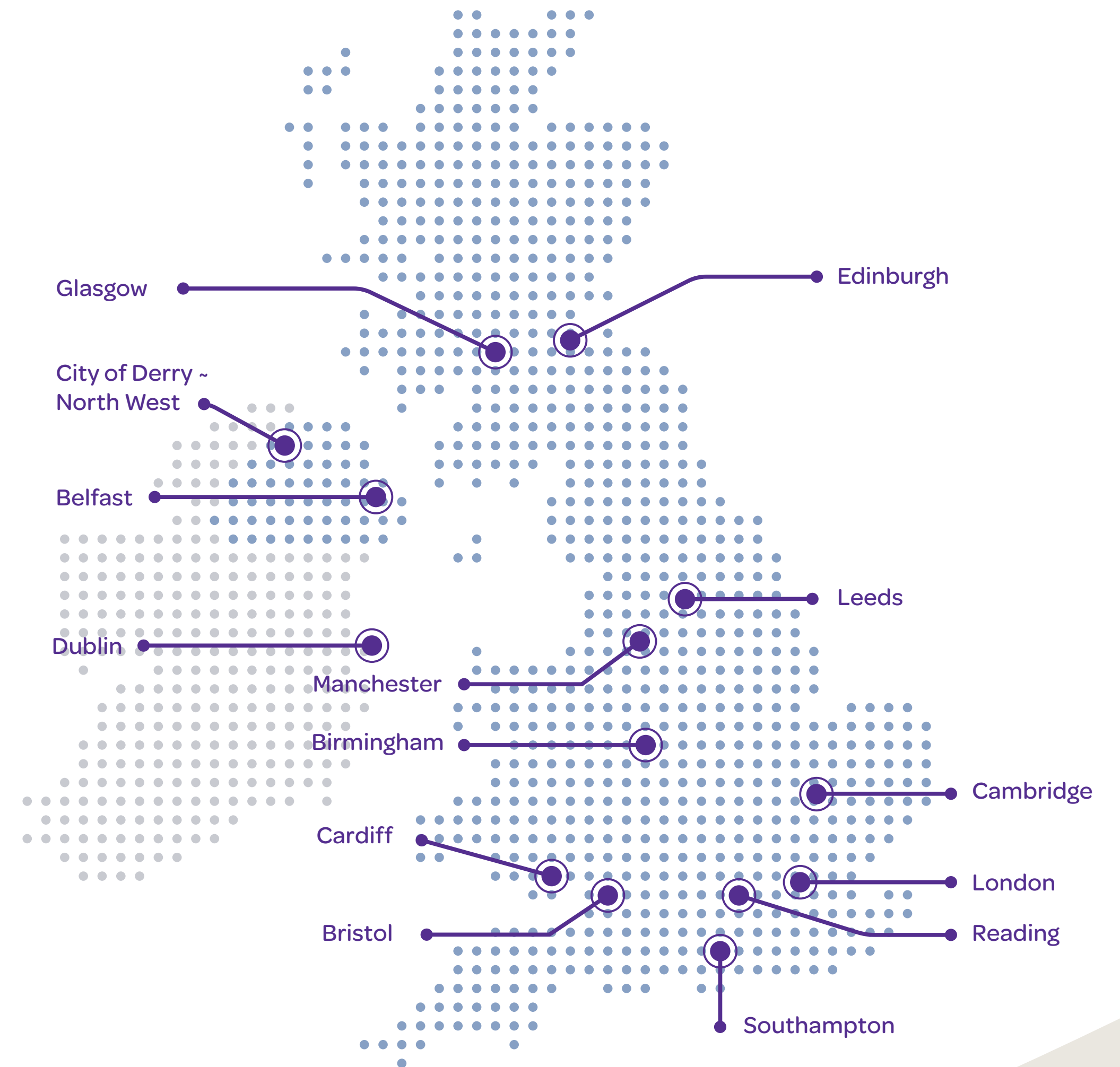
We are a full service planning and development consultancy.

Our Planning expertise is complemented by Business Cases and Funding, Design, Economics, EIA, Expert Witness, Heritage, Townscape and Landscape, Strategic Communications and Sustainability services. All services can be provided together or individually.

We help clients achieve good growth in all jurisdictions in the UK and Ireland from our locations in major cities and growth areas.

Our teams are experts in their fields; they shape better places and achieve success for our clients.

**We bring deep thinking, smart strategy and expert delivery.**



# Services

Many clients take advantage of our full service offer but all are available independently, working collaboratively with other consultant teams.

All our services are tailored to clients' needs and the objectives of the project.

We believe in good growth for our company, our clients and our communities. For us this means authentic, sustainable and inclusive growth which demonstrates our values and benefits wider society.



# Contacts



**Joanna Ede**  
Director, Townscape,  
Head of Landscape & VIA  
[joanna.ede@turley.co.uk](mailto:joanna.ede@turley.co.uk)



**Isabel Jones**  
Associate Director, Landscape,  
Townscape & VIA  
[isabel.jones@turley.co.uk](mailto:isabel.jones@turley.co.uk)



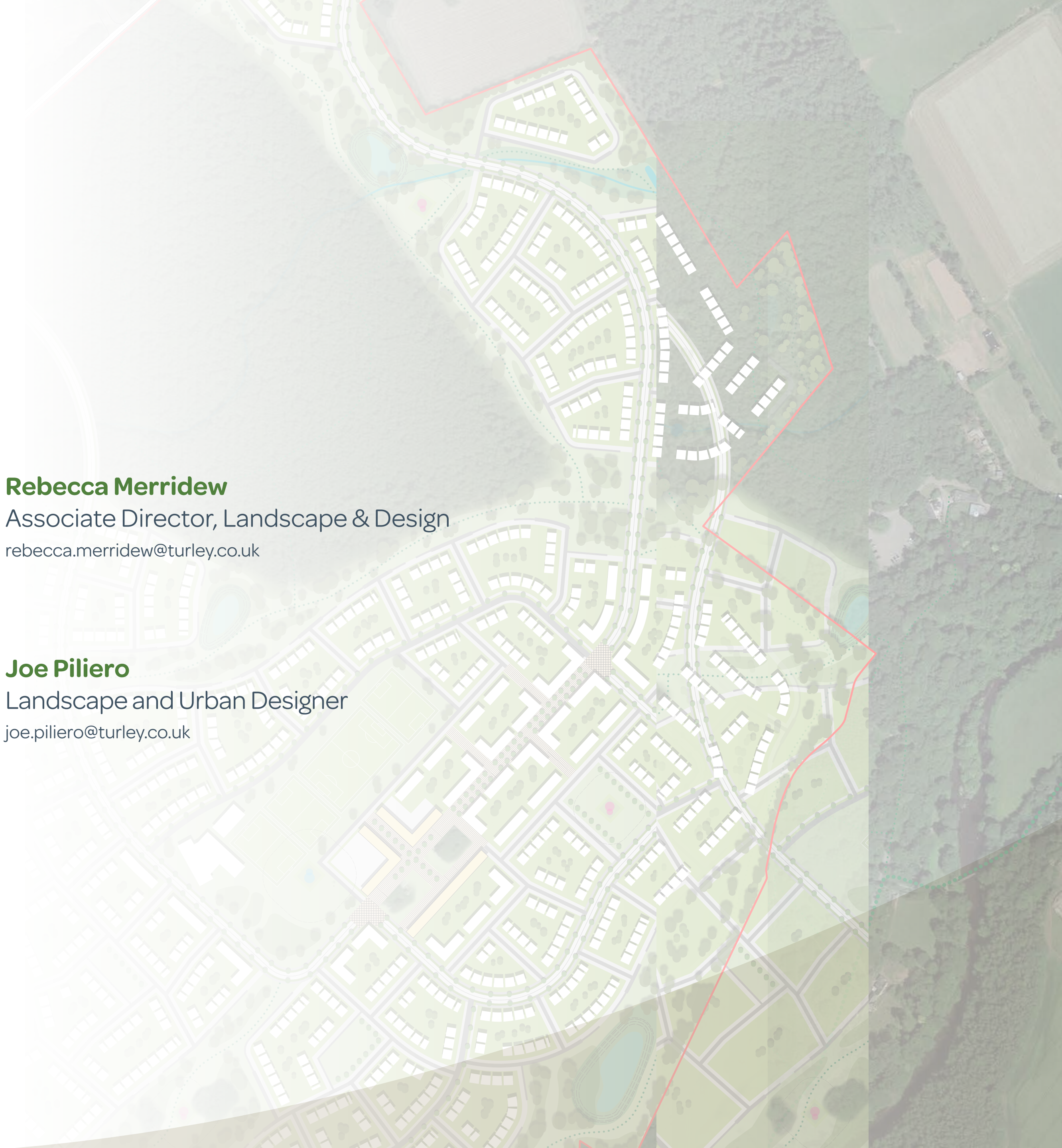
**Kate Dowdall**  
Associate Director, Landscape,  
Townscape & VIA  
[kate.dowdall@turley.co.uk](mailto:kate.dowdall@turley.co.uk)



**Rebecca Merridew**  
Associate Director, Landscape & Design  
[rebecca.merridew@turley.co.uk](mailto:rebecca.merridew@turley.co.uk)



**Joe Piliero**  
Landscape and Urban Designer  
[joe.piliero@turley.co.uk](mailto:joe.piliero@turley.co.uk)



**Belfast**  
**Birmingham**  
**Bristol**  
**Cambridge**  
**Cardiff**  
**City of Derry-North West**  
**Dublin**  
**Edinburgh**  
**Glasgow**  
**Leeds**  
**London**  
**Manchester**  
**Reading**  
**Southampton**

**turley.co.uk**

**@turleyplanning**

**linkedin.com/company/turley**

**Turley**